Journal of African Migrations
26-48

© The Author(s) 2023
https://journals.unizik.edu.ng/index.php/amr/about

JAMs

A Cross-Sectional survey of Intending Migrants in Anambra State

Ike Odimegwu[1] and Chiamaka O. Joe-Akunne[2]

[1]Department of Philosophy Nnamdi Azikiwe University Awka
if.odimegwu@unizik.edu.ng; ikennaodimegwu@gmail.com

[2]Department of Psychology Nnamdi Azikiwe Unuversity Awka
Co.joe-akunne@unizik.edu.ng

Corresponding Author: if.odimegwu@unizik.edu.ng ; ikennaodimegwu@gmail.com

Abstract

Anambra state is one of the southeastern states of Nigeria and plays a pivotal role in the area of commercial, educational, industrial and agricultural development of the nation. As migration (JAPA syndrome) continue to hit the nation with the resultant consequences, experts are worried about the sustainability of the state potentials given that the best brains are emigrating and many more might have the intention to migrate. This study explores the extent of the intention to migrate among Anambra residents. The study employed a cross-sectional survey design which utilizes a computer assisted personal interview (CAPI) to collect data from 1567, Anambra residents from the three senatorial zones. These participants were selected through a four-step multi-stage sampling. The result showed that a significant proportion of the participants reported their intention to migrate. Also, the result showed some variation in the distribution of intending migrants along educational qualification, place of residence, gender and age. It was recommended that concerned agencies (governmental and non-government) should source for the prototype of other states which have implemented a programme of "adjust negative migration intention" and preparing the residents for regular migration.

Key words: Intention to migrate, gender, age, education, place of residents

Background to the Study

The emigration rate (JAPA) from Nigeria continue to soar high and has contributed to the consistent negative net migration rates of the country for the past two decades (Okikiola, 2022). The Nigeria net migration rate stands at -0.280 per 1000 population by the end of 2022 (Macrotrends, 2023). In other words, more people are leaving Nigeria than those that are entering the country. This negative net migration rate has put the country in front row among the countries from sub-Saharan Africa that is contributing most to the global migrants' rate (Idemudia & Boehnke, 2020; Ikuteyijo 2020; Pew Research Centre, 2018).

Migration is expected to have positive impact on socio-economic developments at individual and country levels when the net migration is positive or balanced (Antonio, et al., 2018; Foresti & Hagen-Zanker, 2017; Okikiola, 2022). However, negative net migration rate might have unprecedented negative impacts on the entire socio-economic architecture of a country (Adedokun & Karzanova, 2019, Okikiola, 2022). It is possible that push and pull factors such as infrastructure, employment opportunities, standard of living, poverty, quality education & insecurity (Isbell & Ojewale, 2018; Migali, & Scipioni, 2018; Milasi, 2020; National Bureau of Statistics (NBS) 2020); Nwosu, et al.,2022; Ugwukah, 2022) contributed most to this negative net migration. Kraler (2019) opined that there is a positive correlation between high rate of regular migration and high rate of irregular migration. In other words, countries with high rate of regular emigrants are more likely

also, to have high-rate irregular emigrants. Nigeria as we have noted earlier is adjudged to be among such countries (Ikuteyijo ,2020). More so, migration is linked to development when it is done through safe, orderly, and regular route (International Organization for Migration (IOM), 2021). However, irregular migration is linked to needless humanitarian abuses, psycho-emotional trauma, economic losses, and death (Human Right Watch, 2022; IOM,2022). There have been international and national efforts to promote the gains of regular migration and reduce the incidents of irregular migration. One of the strategies for reducing irregular migration, is through proper migration data collation and management (NBS,2016). Effective migration data management through research is vital for policy design, projection, and implementation.

Earlier in 2020, the National Bureau of Statistics (NBS) conducted a survey in four states (Delta, Edo, Imo & Lagos) on the awareness and perception of the dangers of irregular migration in Nigeria. Among the data captured in their survey is the extent of their respondents with intention to migrate for work, greener pasture, and their intended route for migrating. Their results showed that the rate of the intending migrants varied along the different demographic characteristics of the pilot states including gender, age, marital status, employment status and reason for travelling. However, overall, a good number of the participants reported intention to migrate. The distribution further showed that participants who were younger, male and single have more intention to travel (NBS,2020).

Globally, scholars have also recognised the need for probing and understanding the factors that are related to the intention to migrate among citizens (Migali, & Scipioni, 2018; Milasi, 2020). One of the outstanding demographic factors in most of the studies is the age of an individual. Previous studies have also provided evidence that younger population between 15 to 37 years have more intention to migrate than older population (Cairns, 2014; Cairns & Smyth,2011; Migali, & Scipioni, 2018; Milasi, 2020).

Gender is another demographic factor found to play some role in an individual's intention to migrate (Migali, & Scipioni, 2018; Milasi, 2020). Although some scholars (Smith & Floro,2017; Van Mol, 2016) have argued that how gender influence on the intention to migrate may depend on some other moderating factors. However, in the NBS (2020) report male reported more intention to migrate than female respondents. Other demographic factors reported to be important determinants of intention to migrate are level of education attainment (Dibeh et al.,2019; Gibson & Mckenzie, 2011; Ramos,2019); country or place of residence (William, et al., 2018) and employment status (Van Mol, 2016). From the foregoing, capturing the extent of intention to migrate in a Nigerian survey was worthy because there is sparsity of literature dealing with intention to migrate in Nigeria.

The theory of planned behaviour (TPB) has long proposed that at individual level most people go through and overcome three behaviour intention process/phase (attitudes towards the behavior in question subjective norm, and perceived behavioural control) before they eventual act (e.g. migrate: regularly or irregularly) (Ajzen,1991). In other

words, once these indicators of behaviour intentions are strong, the individual must act (behave) along the line of the intention. Intention to migrate is therefore a process/mechanism that is involved in people planning or meaning to migrate (NBS,2020). The NBS (2020) national pilot survey was very important, it utilized household techniques to collect data and their report opened the need to replicate such survey in other states in Nigeria so that there will be more data to enhance migration policy planning and implementation. In pursuance of similar goal, this study constrained by timeline and limited fund adapted cross-sectional survey design and one-to-one interviews data collection technique to replicated NBS (2020) study in Anambra state. The following research questions guided this report:

1. What is the Prevalence of intending migrants in Anambra State?
2. What are the socio-economic characteristics of intending migrants in Anambra State (level of education, and place of residence)?
3. What is the age classification of intending migrants in Anambra State?
4. What is the sex classification of intending migrants in Anambra State?

Methods

Design

The study adopted a cross-sectional survey descriptive design which allowed it to use confidence interval around sample proportion to analyze the extent to which the participants reported intention to travel. It also facilitated the use of cross-tabulation to analyse the relation between some demographic factors (e.g., age, marital status, occupation and gender) and intention to migrate.

Participants

The participants for this study consisted of one thousand five hundred and seventy-six (N=1576: male = 874(55.5%), female =702 (44.5%). These participants completed the Anambra state awareness and perception of migration dynamics survey project by Centre for migration studies Nnamdi Azikiwe University Awka in October 2022. The participants were selected using multi-stage sampling techniques from five local government areas in each of the seven local governments that made up the three senatorial districts of Anambra state. At least 500 participants were selected from each senatorial district. The participants were selected utilizing a four step multi-stage sampling technique. In the first step we identified the population of the three senatorial zones of Anambra state and the seven local government areas(LGAs) in each of them. According to the 2022 projected population the four LGAs selected from Anambra south was 1,220,500; Anambra central = 1,449400

and Anambra north =1,149,600 In the second step, 4 to 5 LGAs were purposively selected based on safety and security watch. In the stage three, the safest town preferably the LGA headquarters were selected as the primary study area. In the Step four we used an on-line sample size calculator (Qualtrics^{XM}, 2020) which utilizes 95% confidence level and 5% marginal error probability to determine the minimum sample size that can be use to collect data for the study. The results showed that a minimum sample size of 385 for each senatorial zone was adequate for the survey (see Table 1). The ages of the participants range from 14 to 78 years and the mean age of the participants was *m* = 35.80, *SD* = 14.21. The marital status of these participants were: single = 682, married =798. divorced =37, widowed =43, undisclosed =16. The educational status of the participants was as follows: below primary school =7(4%). Primary =58(3.7%), JSS/JSCE= 119(7.6), vocational =44(2.8%), SSCE/GCE =625(39.7), National certificate/diploma 137(8.71), first degree/ higher diploma =476(30.2%), masters =93 (5.9%), PhD =14 (9%) and others =3(2%). Table 1 contains the distribution of the participants by local government area and total for each senatorial district.

Table 1.

The LGAs in the three senatorial zones and the number of interviews conducted during the study.

LGA	**n**	**Total N**
Aguata	103	
Nnewi North	102	
Ekwusigo	202	

Orumba North	111	
Anambra South senatorial district		**518**
Awka north	208	
Awka south	132	
Idemili North	44	
Anaocha	154	
Anambra central senatorial district		**538**
Anambra east	108	
Onitsha south	130	
Onitsha north	112	
Oyi	104	
Ogbaru	66	
Anambra North senatorial district		**520**

Instrument

The Household questionnaire of NBS (2020) was adopted for this study. The questionnaire utilizes computer assisted personal interview (CAPI). It contains many sections and one of the sections that focused on the participants' intention to travel was adopted for this study. It also contains questions about the demographic characteristics (e.g., age, marital status, education qualification, gender & occupation) of the participants and utilizes both open ended semi-structured responses and structured responses to ask questions about intention to travel and intending country.

Procedure

This report is a part of the survey on awareness and perception of Anambra state residents on regular and irregular migration dynamics approved by the Nnamdi Azikiwe University Humanities and Social Sciences Research Ethics Committee (HaSSREC). Therefore, the participants signed informed consent form before participating in the research. We recruited and trained 15 field assistants to collect the data and 5 field assistants were assigned to each senatorial zone. The administration of the one-to-one interview lasted an average of 40 minutes person participants, and it was enabled by google form. An average of 100 interviews were conducted by each of the 15 field assistants and a total of 1576 valid completed responses were recorded (see Table 1). The relevant sections that focused on intending migrants were collated and analyse for this report.

Statistical Analyses

All the data analyses were computed in SPSS version 23. specifically, confidence interval around sample proportion was used to analyze the extent to which the participants reported intention to travel. And cross-tabulation was used to analyse the relation between some demographic factors (e.g., age, marital status, occupation and gender) and intention to migrate.

Results

This section presented the results of the data analyses to answer the research questions. The first research question explores the extent of intention to migrate among the sampled Anambra residents. The result showed that 1001(63.5%) of the respondents have the intention to migrate. 289(18.3%) respondents reported no intention to migrate. And 286(18.1%) are not sure whether they want to migrate or not (see Table 2). Table 3 uses confidence interval around sample proportion to test whether the proportion that responded yes were significant using lower limit class interval (LLCI) and Upper limit class interval (ULCI). The result showed that .64 (64%) was high enough to say that significant proportion of the respondents have the intention to migrate.

Table 2

Distribution of Responses on Intention to Travel outside Nigeria in Future

Response	Frequency	Percent
Yes	1001	63.5
No	289	18.3
Maybe	286	18.1
Total	1576	100

Table 3

Test of significant of the extent of intention to migrate among participants.

Confidence interval Type	Parameter	Estimate	LLCI	ULCI
One-sample Binomial success rate(Clopper-Pearson)	Probability Do you intend to travel outside Nigeria in future=YES	.64	.61	.66

LLCI:Lower limit class interval, ULCI: Upper limit class interval

Intended Countries of Destination

Figure 1 showed that the choicest country of destination by the respondents were United states of America, followed by United Kingdom, then Canada and Europe.

Figure 1:

Bar chart of the intended destination countries

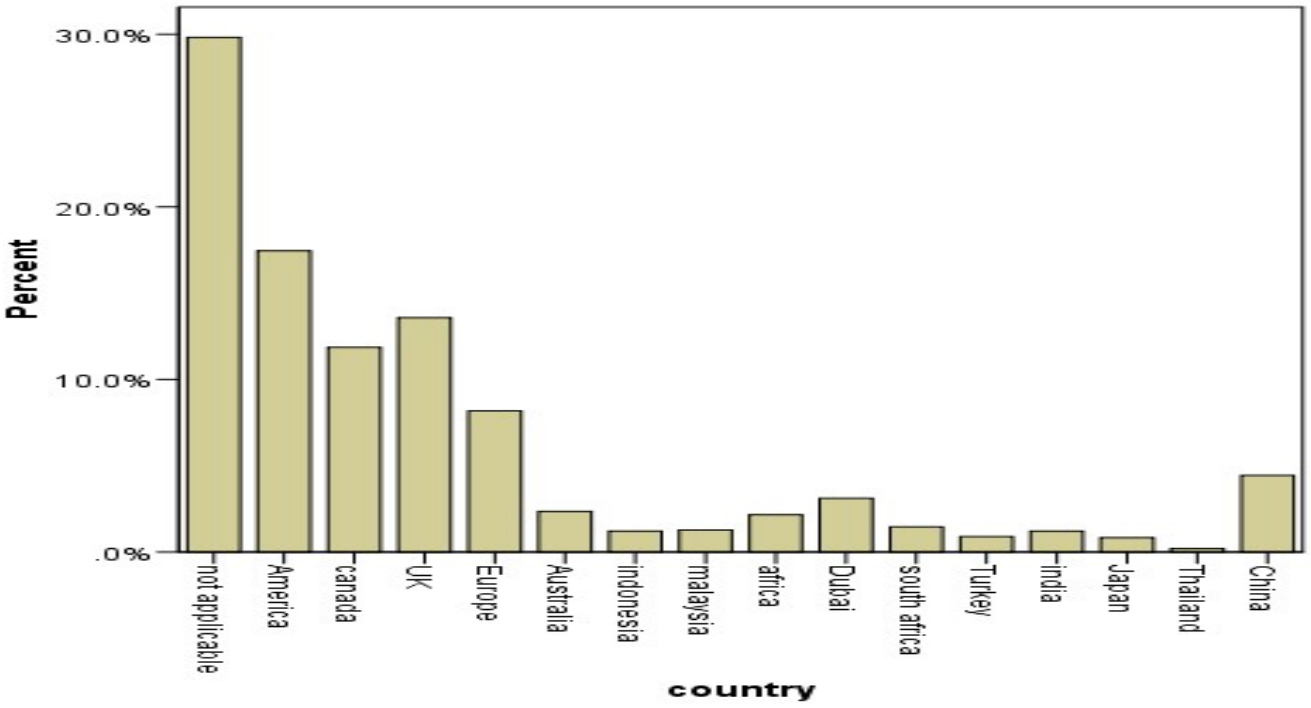

The second research question probes the distribution of intention to migrate by two socio-economic factors (level of education and place of residence). The result of inquiry by level of education (see Table 4) shows that the respondents with SSCE/GCE qualification had highest percentage (26.8%) of intending migrants. This was followed by 21.1% of the

respondents with first degree /higher diploma that indicated the intention to migrate while the third were respondents with National Diploma whose 5.3% expressed the intention to migrate. On the other hand, those with Primary education expressed the least intention to migrate (.1%), followed by those with PhD (.2%) and vocational education (.8).

Table 4

Percentage Distribution of intending migrants by level of education

Education	YES n(%)	NO n(%)	Maybe n(%)	total
Below primary	2(.1)	5(.3)	0	7
Primary	22(1.4)	24(1.5)	12(.8)	58
JSS/JSCE	74(4.7)	19(1.2)	26(1.6)	119
Vocational	12(.8)	9(.6)	23(1.5)	44
SSCE/GCE	423(26.8)	104(6.6)	98(6.2)	625
National diploma	84(5.3)	21(1.3)	32(2)	137
First degree/higher diploma	332(21.11)	65(4.1)	79(5)	476
Masters' degree	44(2.8)	36(2.3)	13(.8)	93
PhD	5(.2)	6(.4)	3(.2)	14
Other	3(.2)	0	0	3

The next socio-economic factor considered in this study is place of residence of the participants. Table 5 shows that while Ekwusigo topped the list with 8.1% respondents indicating the intention to migration, respondents from Nnewi north reported the least intention to migrate among the sampled LGAs.

Table 5

Percentage Distribution of intending migrants by place of residence

LGA	Yes n(%)	No n(%)	Maybe n(%)	Total N
Aguata	88(5.6)	11(.7)	4(.3)	103
Nnewi North	12(.8)	15(1)	75(4.8	102
Ekwusigo	127(8.1)	37(2.3)	38(2.4)	202

Orumba North	64(4.1)	31(2)	16(1)	111
Awka south	63(4)	56(3.6)	13(.8)	132
Awka North	121(7.7)	38(2.4)	49(3.1)	208
Idemili North	28(1.8)	6(.4)	10(.6)	44
Anaocha	116(7.4)	12(.8)	26(1.6)	154
Anambra east	88(5.6)	15(4)	5(.3)	108
Onitsha south	88(5.6)	25(1.6)	17(1.1)	130
Onitsha north	80(5.1)	12(.8)	20(1.3)	112
Oyi	74(4.7)	23(1.5)	7(.4)	104
Ogbaru	52(3.3)	8(.5)	6(.4)	66

The third research question explores the distribution of intending migrants by age. The result presented in Table 6 shows that the mean age of the respondents who have intention to migrate (*M*= 32.57, *SD* =11.77) was lower, than the mean age of those who have no intention to travel (*M* **=**44.87, *SD* =16.41). See Table 6 and Figure 2)

Table 6

Percentage Distribution of intending migrants by Age

Response	Number	Mean age	*SD*
Yes	1001	32.57	11.77
No	289	44.87	16.41
Maybe	286	37.95	15.23

Figure 2:

Percentage Distribution of intending migrants by age



The fourth research question examined the distribution of intending migrants by sex. Figure 3 shows that the male respondents (34.9%) have more intention to migrate than the female respondents (28.6%).

Figure 3

Percentage Distribution of intending migrants by sex

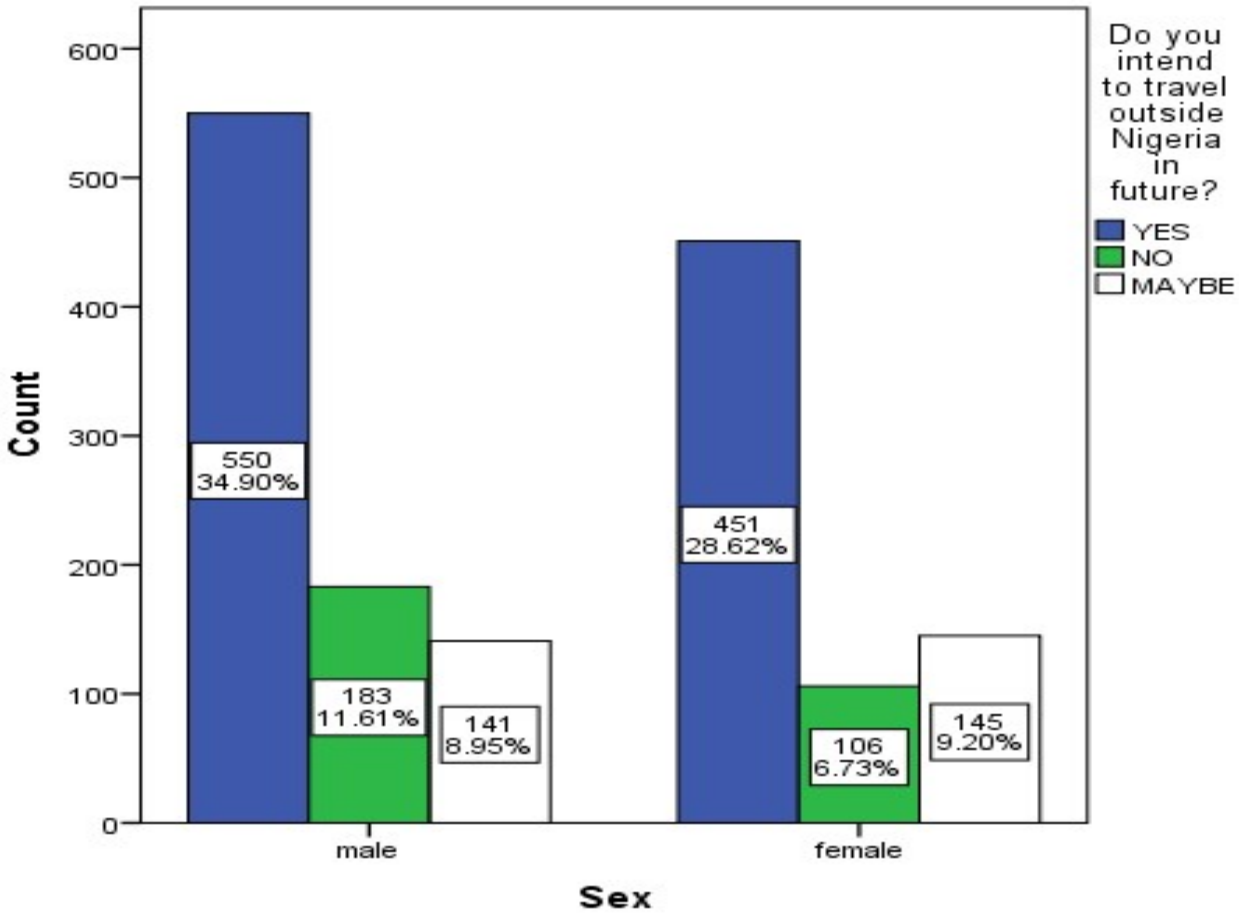

Discussion and Conclusion

The aim of this study was to explore the extent of intention to migrate (JAPA syndrome) among a pilot sample of Anambra residents. The results of the analyses of the demographic variables showed that indeed a significant percentage of residents of Anambra state as

captured in the pilot sample reported an intention to migrate. Although we did not probe the roles of functional, historical-structural and symbolic interactional perspectives in the intention to migrate, rational assumptions and the current socio-political and economic realities in the country suggest that push and pull factors have some role in this high reportage of intention to migrate among the participants. This line of thought is in tandem with the findings of William, et al., (2018); (Van Mol, 2016) that country-specific context and socio-economic factors are drivers of intention to migrate. Also, lessons from the theory of planned behaviour suggests that there is need to intercept or interrogate the processes (attitudes towards the behavior in questions, subjective norm, and perceived behavioural control) that can easily lead to intention to migrate. For instant, what is the general attitude of the Nigerian society towards migration?Is this attitude informed from accurate information? What standard has the society set on the different forms of migration? And are there functional society check and balances?

Another interesting result from this study is that more respondents intended to migrate to the global north (USA, UK, and Europe). It is interesting because most of the respondents that reported intention to travel have low education(vocational qualification and SSCE/GCE). A similar result was reported in a recent study by Milasi (2020) that having lower education is a factor that contribute to people's intention to migrate. However, most global north countries require and admit only highly skilled migrants. The implication is that most of these intending migrants may end up trying the irregular route to enter their desired destination countries.

The result also showed that respondents in areas with seemingly low economic activities were more inclined to intention to migrate (Ekwusigo = 8.1%) than those in areas of high activities (Nnewi north = .8%).

One of the findings of this study was that males tend to have more intention to migrate than the females. However, NBS (2020) reported a contrary trend in Edo, Lagos, Imo and Delta states. In Edo, females have more intention to travel than male, in Lagos state both male and female seemed to have closed up the gaps in their intention to migrate, and in Imo and Delta states males have more intention to migrate. These variability among states could be as a result of sex role stereotype and cultural dimension earlier noted by some scholars (Hoffman & Borders, 2001; Hofstede, 2011) who argued that there seem to be variability in the roles expected by different sex in different context. Apart from these, Smith and Floro(2017) observed from their study that there are moderating factors that can determine the direction of sex and intention to migrate.

The trend between intention to migrate and age has always favoured the fact that younger people have more intention to migrate. The reasons for this are not farfetched. The young intending migrants; are still single, have more propensity to switch career, are generally more adventurous and have the energy to engage any clandestine route (Migali, & Scipioni, 2018; Milasi, 2020).

Limitations and recommendations

Survey study of this nomenclature may benefit better from household survey design so that some micro-issues relating to intention to migrate can be interrogated. However, cross-sectional survey design that utilized one-to-one interview is still a good technique of interrogating the phenomenon. Questionnaire administration process were interrupted by security challenges which led to redesigning and unequal data collection from various selected samples. There are other factors (pull and push) that could be interrogated to assess their role in determining intention to migrate. However, this study focused on some demographic variable and incident of intention to migrate to ensure clarity and precision in delivering the objectives of the study. Future studies can probe these other factors such as awareness and perceptions of risky in irregular migration, knowledge of migration policies and different routes applied by migrants in their journey to destination countries.

Implication of the study

The study has policy planning and implementation implications. How do policy planners guide these intending migrants on the need to follow the regular route of migration. This is because migration smugglers and traffickers who make business out of the misinformed intending migrants will continue to worsen the humanitarian crisis associated with irregular migration by bring new tricks to deceive the prey. More so, the overall data showed that Anambra state has a significant incident of intention to migrate among the residents. Intention to migrate is an important stage for migration behaviour advancement.

Some of the designed policies and interventions that were implemented elsewhere for encountering dangerous intention to migrate could be lend to the policy makers and civil society organizations in Anambra so that adequate measures could be put in place to reduce what would be the possible negative impact of prevalence of intention to migrate among the residents in Anambra.

Conclusion

Migration is related to development if it is properly managed (Foresti & Hagen-Zanker, 2017). Thus, the intention to migrate is not a negative phenomenon because the right to migrate is embedded in the universal human right. Intention to migrate becomes problematic when it is predicated on wrong premises such as negative attitudes towards what could have prevented needless and irregular migration, poor policy design or lack of standards that can guide intending migrant and break down of law and order which can embolden smugglers and traffickers to infringe the rights of migrants. More studies are needed to explore how the citizens' intention to migrate could be channeled positively to ensure that the eventful migration is translated to development.

Acknowledgements/Funding

The authors disclosed receipt of financial support for the research, authorship, and/or publication of this article: This work was supported by the Tertiary Education Trust Fund (TETFUND) [TETF/DR&D/CE/UNI/AWKA/RG/2022/VOL.1].

References

Adedokun, O., & Karzanova, I. (2019). Impact of Migration on the Economy of Nigeria: Recent Trends. *Vestnik NSUEM,* (2), 204- 211. DOI: 10.34020/2073-6495-2019-2-204-211

Ajzen, I. (1991). The theory of planned behavior. *Behaviour and Human Decision Processes, 50* (2), 179-211.

Cairns, David (2014). *Youth Transitions, International Student Mobility and Spatial Reflexivity: Baing Mobile?* Palgrave Macmillan, Basingstoke.

Cairns, David; Jim Smyth (2011). I wouldn't mind moving actually: Exploring Student Mobility in Northern Ireland. *International Migration, 49*(2), 135-161.

Foresti, M, and J. Hagen-Zacker (2017). *Migration and the 2030 Agenda for Sustainable Development*. Overseas Development Institute (ODI), London.

Gibson, J. McKenzie, D. (2011). The Microeconomic Determinants of Emigration and Return Migration of the Best and Brightest: Evidence from the Pacific. *Journal of Development Economics 95*(1), 18-29.

Hoffman, R. M., & Borders, L. D. (2001). Twenty-five years after the Bem Sex-Role Inventory: A reassessment and new issues regarding classification variability. *Measurement and Evaluation in Counseling and Development, 34*, 39-55.

Hofstede, G. (2011). Dimensionalizing Cultures: The Hofstede Model in Context. *Online Readings in Psychology and Culture, 2*(1). http://dx.doi.org/10.9707/2307-0919.1014

Human Right Watch(2022). Endless tragedies in the Mediterranean sea. *https://www.hrw.org/news/2022/09/13/endless-tragedies-mediterranean-sea.*

Idemudia E. & Boehnke K. (2020). *Psychosocial Experiences of African Migrants in Six European Countries: A Mixed Method Study*.Springer Nature Switzerland AG.

Ikuteyijo, L.O. (2020). *Irregular Migration as survival strategy: Narrative from youth in urban Nigeria*. In McLean, M. (eds) west African Youth Challenges and Opportunity Pathways. Gender and Cultural studies in Africa and the Diaspora. Palgrave Macmillan. Pp. 53 – 77.

International Organization for Migration (IOM), 2021. *Migration Governance Indicators Profile 2021 – Federal Republic of Nigeria.* IOM, Geneva.

IOM (2022). IOM Deeply Saddened by Deaths of 27 Migrants, including Children, in the Chadian Desert. *https://www.iom.int/news/iom-deeply-saddened-deaths-27-migrants-including-children-chadian-desert.*

Kraler, A. (2019). Regularization of irregular migrants and social policies: Comparative perspectives. *Journal of Immigrant & Refugee Studies*, *17*(1), 94-113.

Macrotrends (2023).Nigeria Net Migration Rate 1950-2023 *https://www.macrotrends.net/countries/NGA/nigeria/net-migration*

Migali, S. and Scipioni, M.,(2018). A global analysis of intentions to migrate, European Commission, JRC111207. *https://knowledge4policy.ec.europa.eu/sites/default/files/technical_report_on_gallup_v7_finalpubsy.pdf*

Mihi-Ramírez, Antonio; Ojeda-González, Sara; Miranda-Martel, María José; Agoh, Eugene, A. (2018) : The contribution of migration to economics growth: Evidence from Spain, *Open Economics, 1,* 1, pp. 124-130, https://doi.org/10.1515/openec-2018-0006

Milasi, S.(2020).What Drives Youth's Intention to Migrate Abroad? Evidence from International Survey Data. *IZA Journal of Development and Migration 11*:12 1-30

National Bureau of Statistics(2020). statistics report on awareness and perception of dangers of irregular migration in Nigeria *https://www.nigerianstat.gov.ng/pdfuploads/NBS%20STATISTICS%20REPORT%20ON%20MIGRATION%20AWARENESS.pdf*

NBS (2016). Statistics Report on Migration Awareness. *http://www.nigerianstat.gov.ng*.

Nwosu I.A.,Eteng, M.J., Joseph Ekpechu,J., Macpherson U. Nnam,M.U., Ukah, J.A.,Eyisi,E., & Orakwe, E.C.,(2022). Poverty and Youth Migration Out of Nigeria: Enthronement of Modern Slavery. *SAGE Open* 1–13 DOI:10.1177/21582440221079818

Okikiola O. T.(2022).An Empirical Analysis of the Relationship between Net Migration and Macroeconomic Condition of Nigeria. *International Journal of Research and Innovation in Social Science 4*,(1)140-144

Pew Research Centre. (2018). At least a million sub-Saharan Africans moved to Europe Since 2010.*https://www.pewglobal.org/2018/03/22/at-least-a-million-sub-saharan-afr icans-moved-to-europe-since-2010/*

Qualtrics XM (2020). Sample size calculator & complete guide. *https://www.qualtrics.com/blog/calculating-sample-size/*

Ramos, Raul (2019): Migration Aspirations Among Youth in the Middle East and North Africa Region. *Journal of Geographical Systems 21*, 487-507

Smith, D.M.; Floro, M.S. (2017): *Food insecurity, gender and international migration. UNU-WIDER,* Migration and Mobility, Conference Proceedings. Accra, Ghana.

Ugwukah, A. C. (2022). Illegal Migration to and from Libya, the Nigerian Factor and the EU. *Insight Turkey*, *24*(1), 23-36.

Van Mol, Cristof (2016): Migration Aspirations of European Youth in Times of Crisis. *Journal of Youth Studies 19*(10), 1303-1320.

Williams, Allan. M.; Calvin Jephcote; Hania Janta; Gang Li (2018): The Migration Intentions of Young Adults in Europe: A Comparative, Multilevel Analysis. *Population, Space and Place 24(*1), e2123.